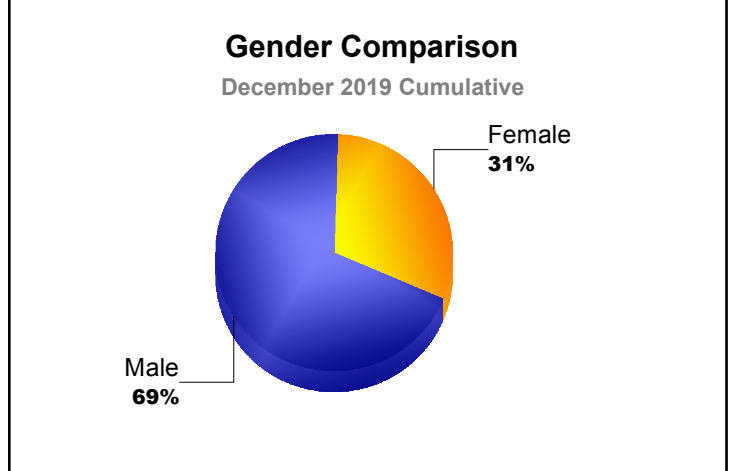
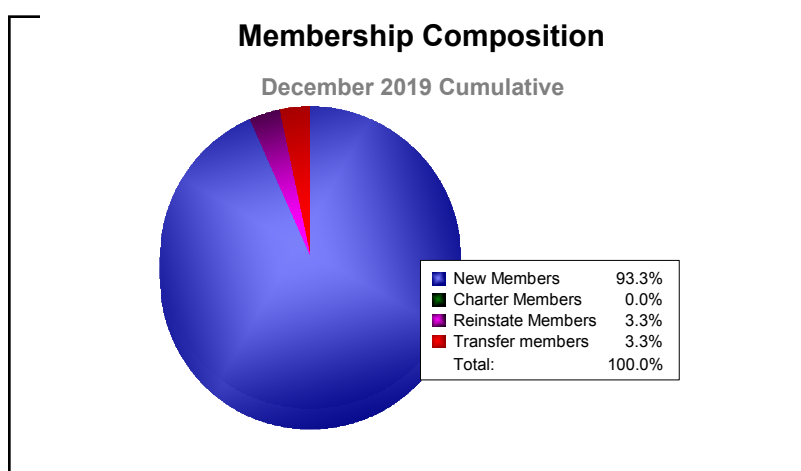
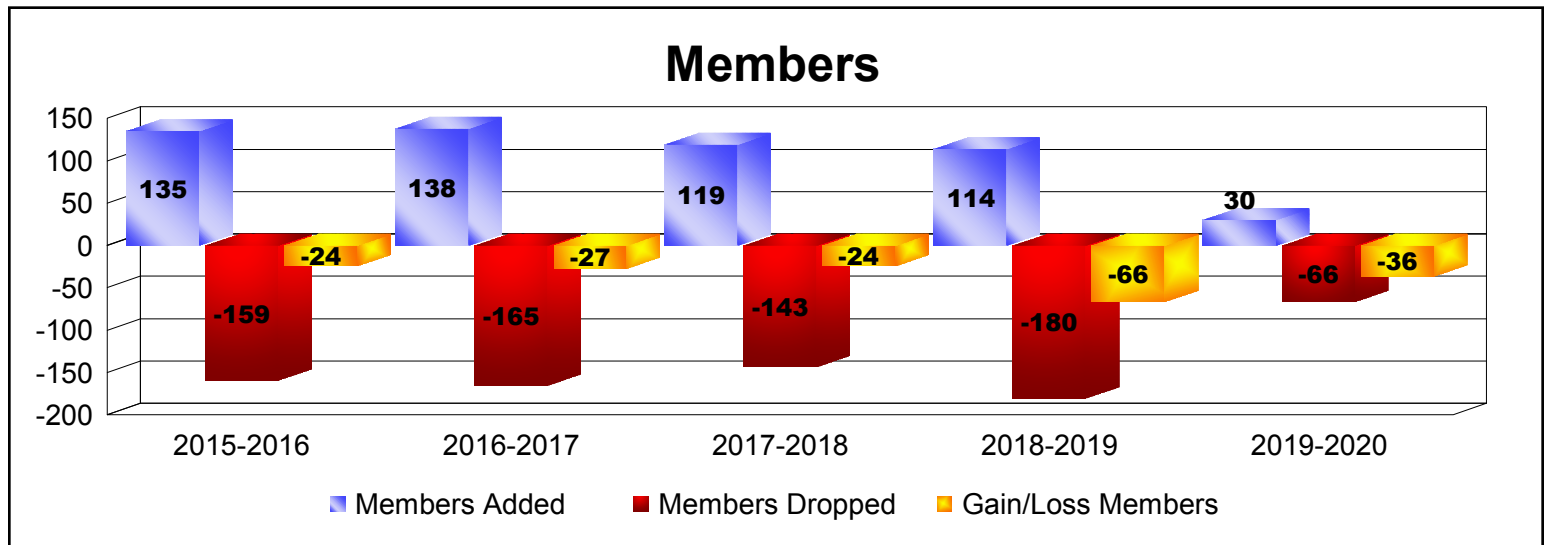
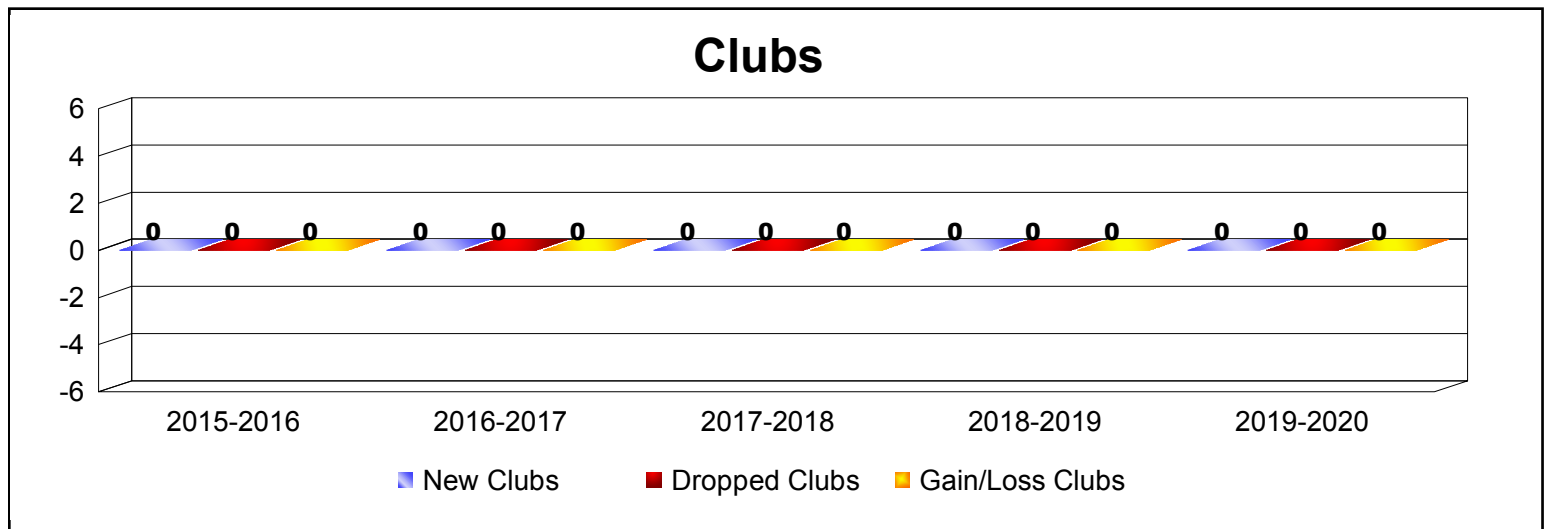


| Year | New Clubs | Dropped Clubs | Gain/ Loss Clubs | New Members | Charter Members | Reinstate Members | Transfer Members | Total Member Added | Total Members Dropped | Gain/ Loss Members |
|----------------|-----------|---------------|------------------|-------------|-----------------|-------------------|------------------|--------------------|-----------------------|--------------------|
| 2015-2016 | 0 | 0 | 0 | 116 | 2 | 6 | 11 | 135 | -159 | -24 |
| 2016-2017 | 0 | 0 | 0 | 119 | 2 | 4 | 13 | 138 | -165 | -27 |
| 2017-2018 | 0 | 0 | 0 | 110 | 3 | 2 | 4 | 119 | -143 | -24 |
| 2018-2019 | 0 | 0 | 0 | 99 | 2 | 7 | 6 | 114 | -180 | -66 |
| 2019-2020 | 0 | 0 | 0 | 28 | 0 | 1 | 1 | 30 | -66 | -36 |
| Average | 0 | 0 | 0 | 94 | 2 | 4 | 7 | 107 | -143 | -35 |



| Year | New Clubs | Dropped Clubs | Gain/ Loss Clubs | New Members | Charter Members | Reinstate Members | Transfer Members | Total Member Added | Total Members Dropped | Gain/ Loss Members |
|----------------|-----------|---------------|------------------|-------------|-----------------|-------------------|------------------|--------------------|-----------------------|--------------------|
| 2015-2016 | 0 | 0 | 0 | 17 | 0 | 1 | 0 | 18 | -31 | -13 |
| 2016-2017 | 0 | 0 | 0 | 15 | 0 | 1 | 2 | 18 | -24 | -6 |
| 2017-2018 | 0 | 0 | 0 | 34 | 0 | 0 | 1 | 35 | -26 | 9 |
| 2018-2019 | 0 | 0 | 0 | 13 | 0 | 0 | 1 | 14 | -25 | -11 |
| 2019-2020 | 0 | 0 | 0 | 2 | 0 | 0 | 0 | 2 | -11 | -9 |
| Average | 0 | 0 | 0 | 16 | 0 | 0 | 1 | 17 | -23 | -6 |

